

MySet™ Pregnancy

A pregnancy test for home use

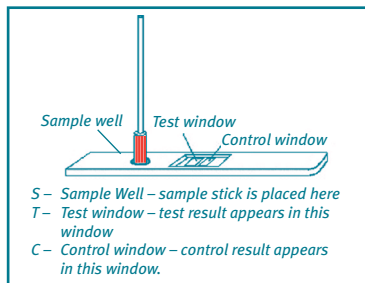
INSTRUCTIONS

Please read instructions carefully before doing the test.

- ! Make sure that you do the test in a room with good light.
- ! Do not use this test past the expiration date marked on the package.
- ! This is a single-use test – use only once and do not re-use.

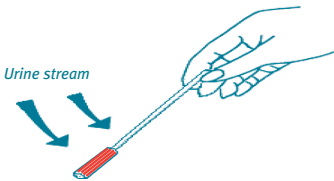
The **MySet pregnancy Test** detects small amounts of the pregnancy hormone; hCG (Human Chorionic Gonadotropin) in your urine. The hormone is produced in increasing amounts during the first part of your pregnancy. The **MySet Pregnancy Test** uses sensitive chemistry to detect the presence of the hormone from the first day you miss your period.

The test device is a plastic device with 3 windows. All windows are marked.



How to do the Test

- 1 Take the MySet pregnancy test out of the pouch. Do not take the test out of the pouch until you are ready to use it. In the pouch you will find a test device, a dessicant packet (to control humidity) and a sampling stick. Throw away the dessicant packet.
- 2 Hold the red (wider end) of the sampling stick under your urine stream for about 5 seconds.
- 3 Hold the sampling stick pointing down for a few seconds. Shake it once to remove extra urine. Do not turn the sampling stick up at any time!!!
- 4 Place the test device on a flat surface (table) with the test (T) and Control (C) windows facing up. After urinating on the sample stick, place it into the sample well (the well is marked with an S) on the test device. Push down to make sure that sampling stick touches the bottom of the sample well.
- 5 The liquid will move across the windows. If you do not see the liquid move across the windows, make sure that the sample stick is pressed all the way into the sample well. Read the result after 5 minutes. Be sure to read results in a room with good light.



How to read the result

After 5 minutes you will see a red line in the control window.

PREGNANT (Positive)

You are pregnant if a red line appears in the Test window AND the Control window.

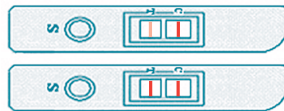
If you see two lines on the test, one in the test window and one in the control window, it means you are pregnant.

Note: you can read a positive result as soon as you see two lines. In most cases a positive result can be seen within 1-3 minutes.

Note: It does not matter which line is darker. Important: you must see a line in the control window. If there is no line in the control window the test is invalid, repeat with a new test.

If you do not see a control line – call customer service at 866-730-5168.

PREGNANT



NOT PREGNANT (Negative)

You are not pregnant if a red line appears only in the Control window.

NOT PREGNANT



Read results after 5 minutes. If the test result is very light, it may mean that the amount of pregnancy hormone in your urine is very low. If this happens, you can repeat the test using a new MySet test after waiting 2 days.

Do not read the test result after 10 minutes.

Common questions and answers

How does the MySet pregnancy test work?

The MySet pregnancy test detects a hormone your body produces when you become pregnant. This pregnancy hormone is called hCG. (human chorionic gonadotropin).

How early can I use the MySet pregnancy test?

The MySet™ pregnancy test is very sensitive. It can be used on the first day of your missed period.

At what time of the day can I run the MySet pregnancy test?

You can use the MySet™ pregnancy test at any time of the day. You do not have to use first morning urine. However, your first morning urine usually contains the highest amount of the pregnancy hormone. It is recommended that you do not drink water for up to 2 hours before taking the test. Drinking water can dilute your urine and cause false negative results.

How accurate is the MySet pregnancy test?

The MySet™ pregnancy test is more than 99% accurate, based on laboratory studies, when used from the first day of your missed period.

What should I do if the test result is positive (pregnant)?

Call your doctor. This test is not meant to replace your doctor's diagnosis. A positive (pregnant) result shows that the pregnancy hormone (hCG) was detected. See your doctor or a health clinic to confirm that you are pregnant.

What should I do if the test result is negative (not pregnant)?

You might not be pregnant, or you may be testing too early. If you do not get your period within 7 days, you should retest with another MySet™ pregnancy test. If you retest and you still get a negative result but your period still has not started, you should call your doctor.

I have waited longer than 10 minutes and there still are no lines in the Control and Test Windows. Is something wrong?

The control line shows the test is working properly. If you do not see a complete line in the Control window, the test is not working properly.

You may have not followed the instructions correctly or the test device may be damaged. If you do not see a control line, do not read the result and test again with a new test. Call our toll-free number 866-730-5168 for assistance.

Will the result change if left standing for a long time?

A positive result will not change for several hours. A negative result should not be read after 10 minutes.

Do any drugs or medications affect the test?

Medicines containing the hCG hormone can have an effect on the test result. In such cases, the most suitable testing time should be determined together with your doctor. Hormone therapies containing clomiphene citrate, alcohol, painkillers, antibiotics, alcohol, or oral contraceptives do not influence the MySet™ test result.

Are there health conditions that could effect test results?

Health conditions such as ovarian cysts, miscarriages or ectopic pregnancy may cause a false result. When pregnant, it is advisable to maintain a well-balanced diet, stop smoking and reduce your intake of alcohol.

For more information, call our help desk at 866-730-5168.

Manufacturer:
ANI BIOTECH OY

Tiilitie 3
 01720 Vantaa
 Finland

Pat. pend. US2005/0181521A1

June, 2006